




# STRIPPING & FINISHING PROCEDURES

## PREPARATION

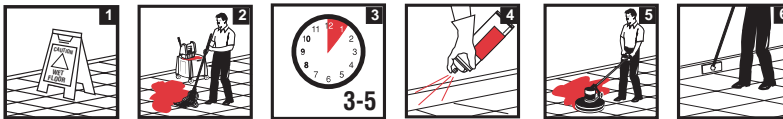


1. Select Personal Protection Equipment (PPE).
2. Assemble equipment.
3. In first bucket mix stripper with cool water. Follow instructions on product label.

4. Fill second bucket with clean cool water.
5. Mount black stripping pad to rotary machine.
6. Remove furniture, plants and walk-off mats.

7. Sweep area using broom.
8. Remove gum and stickers using putty knife.
9. Dust mop floor.
10. Pick up debris using dust pan.

## APPLY STRIPPER & SCRUB



1. Place wet floor sign close to work area.
2. Liberally apply floor stripping solution.

3. Allow stripping solution to dwell 3-5 minutes. Keep solution wet. Add more solution if needed.
4. Apply baseboard stripper on baseboards, vertical surfaces and hard to reach areas.

5. Scrub entire area using black stripping pad and rotary machine.
6. Scrub edges with doodlebug.

### Helpful Hints:

- Always wear Personal Protection Equipment (PPE).
- Use caution as floor surface will become extremely slippery.
- Flip pads often to avoid clogging.
- Keep floor wet during stripping.
- Clean pad after use.

## RINSE & INSPECT



1. Pick up solution with wet/dry vacuum or an automatic scrubber.
2. Rinse thoroughly using a clean mop and cool water.

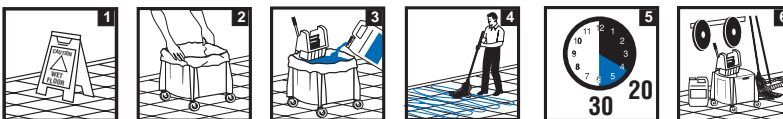
3. Rinse baseboards.
4. Test for residue, wipe floor with hand. If residue, rinse again.

5. Apply floor finish using a clean finish mop. Apply 4-5 thin coats.

### Helpful Hints:

- Rinse using cool water.
- Rubber squeegee can speed up the process.
- Do not use stripping mop for applying finish or rinsing floor.

## APPLY FINISH



1. Place wet floor sign close to work area.
2. Line bucket with plastic bag.

3. Pour floor finish into lined bucket.
4. Apply thin even coats of floor finish.

5. Allow 20-30 minutes dry time between each coat.
6. Clean and store equipment.

### Helpful Hints:

- Do not pour un-used floor finish back into container.
- Use only clean lint free mop.
- Apply finish 6-10 inches away from baseboard on all but first and last coats.
- Always clean and store equipment.