



# Restroom Cleaning Program

## MIRRORS & SINKS



1. SPRAY 2. WIPE

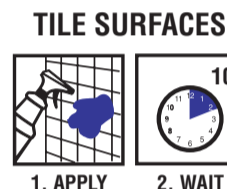


1. SPRAY 2. WIPE

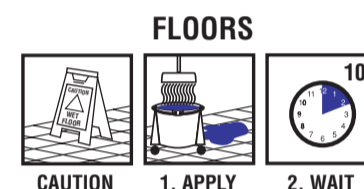
1. **SPRAY** on sparingly using a fine to medium spray.
2. **WIPE** immediately with a clean soft cloth in the direction of the grain.

1. **SPRAY** on sparingly using a fine to medium spray.
2. **WIPE** immediately with a clean soft cloth in the direction of the grain.

## TILE SURFACES AND FLOORS



1. APPLY 2. WAIT

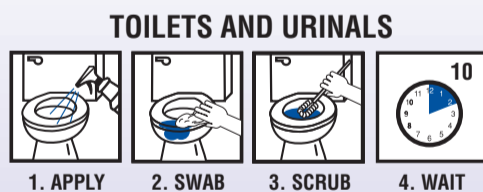


CAUTION 1. APPLY 2. WAIT

1. **APPLY** solution to tile surfaces, wetting surfaces thoroughly.
2. **WAIT**: Treated surfaces must remain wet for 10 minutes. Rinse or let air dry.

1. **APPLY** solution to floors, wetting surfaces thoroughly.
2. **WAIT**: Treated surfaces must remain wet for 10 minutes.

## TOILETS AND URINALS




1. APPLY 2. SWAB 3. SCRUB 4. WAIT

1. **APPLY**: Spray the exposed surfaces of toilet or urinal.
2. **SWAB** the area with sponge or brush.
3. **SCRUB** thoroughly the interior of the bowl or urinal using a brush.
4. **WAIT**: Let stand for 10 minutes, then flush.

Weekly - use Spray 'n Dissolve or Porcelain and Tile Cleaner to clean toilets and urinals.

## SHOWER ROOMS



1. DILUTE 2. APPLY 3. WAIT 10 1. DILUTE 2. APPLY 3. WAIT 2-5 4. SCRUB 5. RINSE

1. **DILUTE**: Mix product according to label directions.
2. **APPLY** solution to tile surfaces, wetting surfaces thoroughly.
3. **WAIT**: Treated surfaces must remain wet for 10 minutes. Rinse or let air dry.

1. **DILUTE**: Mix product according to label directions.
2. **APPLY** liberally with a spray bottle or sponge.
3. **WAIT** 2 to 5 minutes for cleaner to work.
4. **SCRUB**: If film is heavy, scrub with a brush or scrubber pad.



Distributed By:

MSDS Fax Retrieval:  
**800-551-0101**

CHEMTREC Day or Night:  
**800-424-9300**

TECH HOTLINE:  
**800-810-4829**